



NOOR

USER MANUAL

STERILTUBE 40



# ST40

## CONTENTS

DEDICATION _____	3
ABOUT US _____	3
SECURITY ALERTS _____	4
MAINTENANCE AND CLEANING _____	6
TECHNICAL SPECIFICATIONS _____	7
GENERAL DESCRIPTION _____	7
USAGE _____	8



## DEDICATION

*Thank you for purchasing this product, which has been designed and manufactured to give you many years of trouble-free service. This user manual has been prepared for you to get the best performance from the product you have purchased.*

## ABOUT US

NOOR is the concrete answer to all sanitation needs, from the home to the workplace, the perfect match between necessity and safety thanks to the use of UV-C. It specializes in the production of UV-C LED sanitizing lamps, which are mercury-free - highly polluting - and which do not generate ozone, which is equally harmful to humans.

UV-C rays are natural resources since they are generated by the sun, they are part of the band of light emitted with a wavelength from 100 to 280 nm, also known as ultraviolet rays. The germicidal properties of UV-C rays are able to deactivate the DNA of bacteria, viruses, allergens and other pathogens, inhibiting their ability to reproduce.

Sanitization using UV-C rays therefore involves the elimination of 99% of bacteria and the consequent protection of the individual and the surrounding environment, without creating resistance, unlike chemical agents.



## SECURITY ALERTS



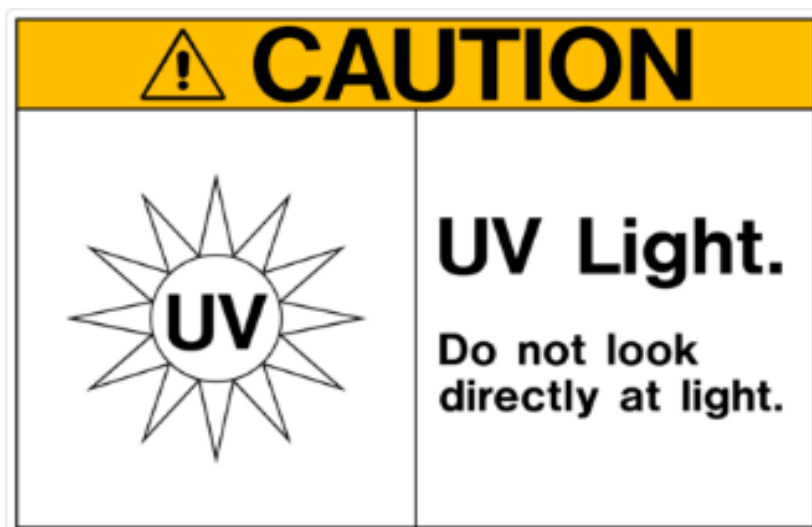
When use electrical appliances, basic safety precautions should always be followed, including the following;

- Before using the device, make sure that the mains voltage is compatible with the voltage of the device.
- The device is not a toy. Therefore, do not allow children to use the device and be more careful when using the device near children.
- Check the device for damage and malfunctions before using it for the first time.
- If there is any damage to the device, please contact us.
- Keep this user manual for future use.
- Do not leave the plug in the socket when the device is turned off.
- Do not operate damaged devices.
- Never try to repair or disassemble the device.
- Unplug the device during cleaning.
- The device can only be repaired by Noor technology. Incorrect repairs can pose a danger to the user.
- Do not operate the device near flammable or explosive materials.
- Any electrical failure can be dangerous.
- Never let any foreign substance enter the device.
- Put the device at least one meter away from devices such as computers, televisions and radio devices as they may cause vibration or malfunction.



- Never cover the device. Covering the device prevents air inlet and outlet and creates a danger.
- Do not immerse the device under water, do not keep it in places that are likely to get wet or in damp places.
- If the cable of the device is damaged or damaged, do not use it.
- Unplug the product before transporting it.
- Direct and excessive exposure to UV-C light can cause permanent eye or skin damage. The product is produced with a high safety mechanism to prevent exposure to ultraviolet radiation.
- If you do not use the product for a long time, unplug it or turn off the switch.
- This product contains LEDs that emit UV rays. Do not look directly into the light source.
- Do not touch the ventilation holes while the product is operating. It may cause skin burns.
- Never take UV-C LEDs out of the product and start them.

NOTE: Please read all instructions and safety cautions carefully.



**KEEP THIS USER MANUAL FOR FUTURE USE**



## MAINTENANCE AND CLEANING

- Always unplug the device before starting to clean the device.
- The outer body of the device can be cleaned when necessary with a slightly damp cloth.
- Abrasive cleaning materials should not be used.
- Care must be taken that moisture does not penetrate the inner surface of the device.
- A lint-free cloth can be used with any common cleaner, provided that it does not leave residue.
- Do not touch UV-C leds with bare hands, they will heat up during operation and cause or dirt from fingers to leave burn marks.

**UV-C Led: UV-C LEDs must not be interfered with bare hands and naked eyes!**



## TECHNICAL SPECIFICATIONS

### GENERAL DESCRIPTION

SterileTube cleans the airborne particles by 90% due to the UV-C LEDs. It increases indoor air quality by clearing the ambient air from harmful particles. It is especially effective for creating healthy and safe environmental conditions in areas such as offices, restaurants, hospitals, hotels, cafeterias, libraries, sports halls, kindergartens, schools, public buildings.



High efficiency fans are used in the device. It can be operated on the control panel. UV-C lamp is effective in destroying microorganisms. UV-C rays in the wavelength range of 207-280 nm damage the DNA / RNA chains of microorganisms, halting and neutralizing all their activities.

Product name	SterilTube 40
UV-C wavelength	265 nm-285 nm
Lamp life	90.000 hours
Scope of sanitation	19,74 m <sup>3</sup> /h
UV-C lamp	YKP3535+IC
Voltage	12 Vdc
Power consumption	18 Watt
Material	Aluminum
Power of UV-C radiation	5 W
Noise emissions (dB)	35,8 dB
Weight	0.75 Kg
Length	382 mm
Degree of protection	IP42
Color Options	White, Aluminum, Black



## USAGE

ON/OFF BUTTON



POWER CABLE  
ENTERANCE





After the cable is plugged into the device, all you need to do is press the on/off button to start to sterilize ambient air inside the room.

In order to get maximum efficiency from the device, place the device in the middle of the space instead of the wall corners in the area where it will be positioned. If you put it close to the wall, place it at least 20 cm from the wall. Never cover the top of the device and air inlets.

During the transportation and assembly of the device, precautions regarding human health and work safety must be taken.

Make sure that there are no missing or damaged parts before assembly.

